

# Reinforced PTFE Gasketing

## TECHNICAL DATA SHEET 225

### Standard Grades

- TG-323

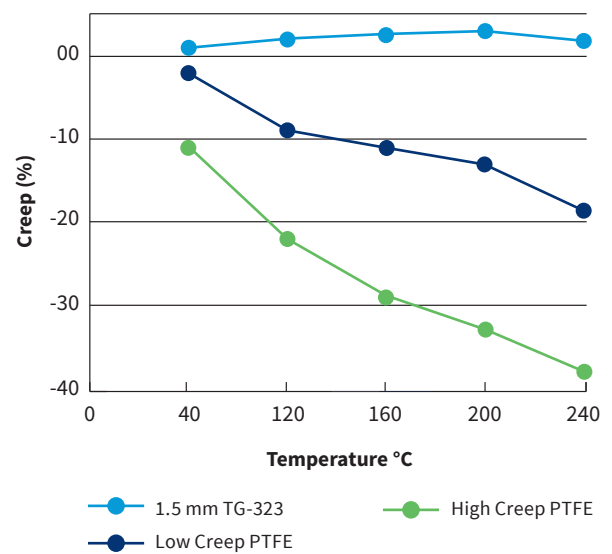
### Product Overview

GRAFOIL® Grade TG-323 laminated gasket material consists of multiple plies of woven fiberglass coated with PTFE. Surface identifiable, TG-323 material is branded with the GRAFOIL® grade and source guarantee.

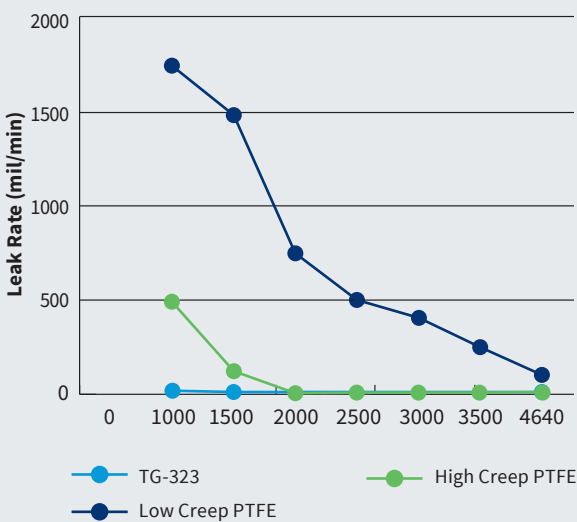
### Applications

- Electrical isolation of pipelines and equip, use with sulfuric acid, nitric acid and other strong oxidizing chemicals

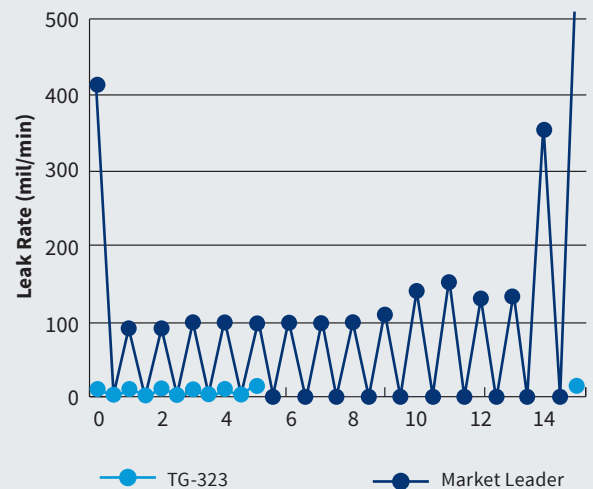
**LOAD BEARING ABILITY**  
High Temperature Creep Relaxation (BS1-F125)



**SEALABILITY (MODIFIED DIN3535)**



**THERMOCYCLING SEALABILITY TEST**



Gasket size: OD3.75" (95.3 mm) x ID 1.91" (48.5 mm) x 1/16" (1.6 mm). Internal Pressure: 580 PSI (4MPa) Nitrogen

## Advantages of TG-323WW Material

- More than 5 times the tensile strength of the market leader PTFE
- Extremely tolerant to process changes (temperature & pressure)
- Design and material give up to 14 times the sealability rate
- 70% less creep
- Absorption rate of less than 0.1%
- Maintains a higher bolt torque retention and a better seal in applications of thermal cycling

## Typical Properties\*

### CHARACTERISTIC

### TYPICAL VALUE

Thickness	1/32" (0.031") (0.79 mm) Standard 1/16" (0.062") (1.57 mm) Standard 1/8" (0.125") (3.18 mm) Standard
Width	36" (914 mm) Standard Tolerance +0.25/-0" (+6.35/-0 mm)
Length	48" (1219 mm) Standard Tolerance +0.25/-0" (+6.35/-0 mm)
Compressibility at 5000 psi (35 MPa) load	3% Typical
Recovery after 5000 psi (35 MPa) load	70% Typical
Creep Relaxation Method: BSI-F125 at 6391 psi (44.1 MPa) loadup to 400°C	<3% Typical
Room Temperature Sealability at 9.8 psi (68 MPa) internal pressure, Fuel "A" (isooctane)	0.02 ml/hr Typical
High Temperature Sealability Method: Mod DIN 3535 at 580 psi N2 at 32 MPa load	<0.1 ml/min Typical
Specific Gravity	2.3 g/cm <sup>3</sup> Typical
Tensile Strength	12000 psi (82.7 MPa) Typical
Coefficient of Thermal Conductivity (k)	0.18 Typical
Dielectric Strength	250 V/Mil Typical
Maximum Continuous Working Temperature	245°C (475°F) Typical
Minimum Working Temperature	-200°C (325°F) Typical
Flammability	Will not support combustion
Bacterial Growth	Will not support bacteria

Notes: \* Properties listed are typical and cannot be used as accept/reject specifications.

## Typical Design Properties

- "m" Factor: 3
- "y" Stress: 2200 psi (15.2 MPa)

Note: For non-perfect flanges, multiply calculated clamping force by two.

+1 (800) 253.8003 (Toll-Free in USA) | +1 (216) 529.3777 (International)  
www.neograf.com | info@neograf.com

©2018 NeoGraf Solutions, LLC (NGS). This information is based on data believed to be reliable, but NGS makes no warranties, express or implied, as to its accuracy and assumes no liability arising out of its use. The data listed falls within the normal range of product properties, but should not be used to establish specification limits or used alone as the basis of design. NGS's liability to purchasers is expressly limited to the terms and conditions of sale. eGRAF®, GRAFGUARD® and GRAFOIL® are registered trademarks of NeoGraf Solutions, LLC. eGRAF®, GRAFGUARD® and GRAFOIL® products, materials, and processes are covered by several US and foreign patents. For patent information visit www.neograf.com.