

GHE Metal-Reinforced Laminate

TECHNICAL DATA SHEET 131


Product Family - Laminates (Metal-Reinforced)

- GHR - GTB with Flat Stainless Steel
- **GHE - GTB with Tanged Stainless Steel**
- TG-251 - GTC with Thicker Low-Carbon Steel

GRAFOIL® GTB Flexible Graphite
(per Technical Data Sheet 436)

316 or 316L stainless steel* tang metal insert
- Pierced to provide protruding tangs
- 0.004" thick (prior to tanging)
(per ASTM A-240)

GRAFOIL® GTB Flexible Graphite
(per Technical Data Sheet 436)



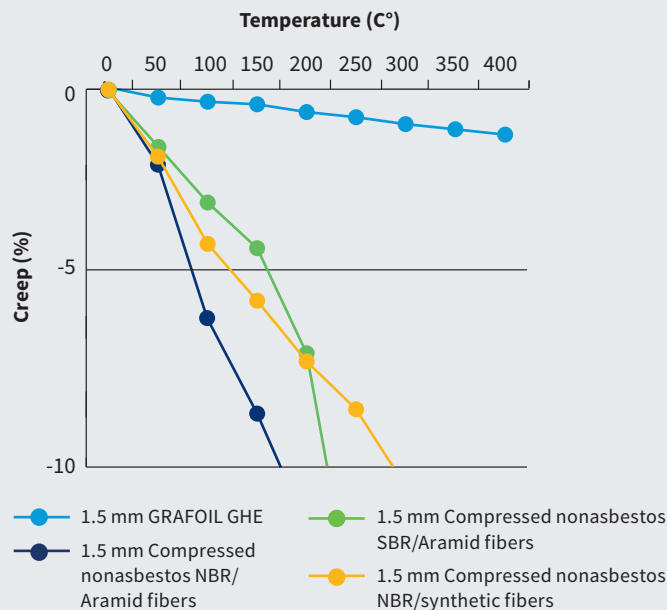
Applications

GHE material is suitable for standard industrial fluid sealing applications.

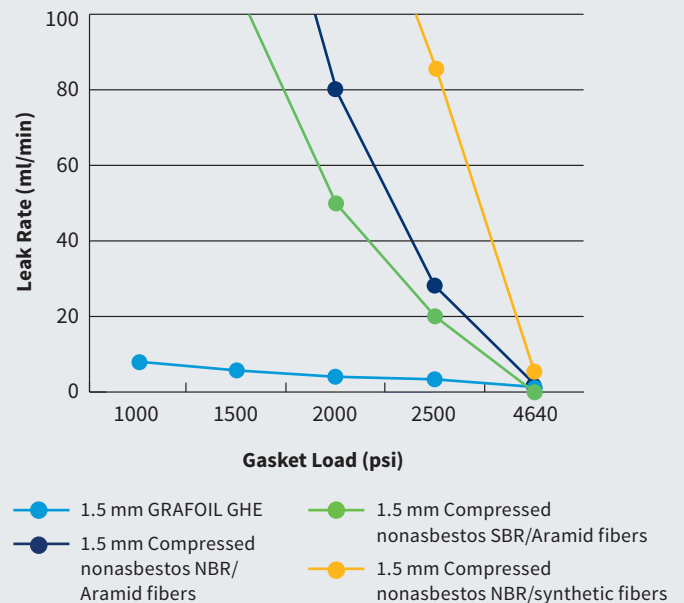
- Chemical
- Petrochemical
- Refinery
- Steam Service
- Cryogenic Applications
- ASME Class 150 & 300 Flanges

LOAD BEARING ABILITY

High Temperature Creep Relaxation (BS1-F125)



SEALABILITY (MODIFIED DIN3535)



While maintaining an effective seal, GRAFOIL® material exhibits virtually no creep relaxation. As a result, the need for periodic bolt tightening is greatly reduced.

Typical Properties**

| CHARACTERISTIC | TYPICAL VALUE |
|--|---------------------------------------|
| Thickness of Laminate | 0.062" (1.57 mm) |
| | 0.125" (3.15 mm) |
| Width | 39.4" (1000 mm) |
| Length | 39.4" (1000 mm) |
| | 100' (30.5 m) (≤ 0.064" thickness) |
| Bulk Density (Graphite) | 70 lb/ft ³ (1.12 g/cc) |
| Compressibility at 5000 psi (35 MPa) load | 36% for 0.064" thick |
| Recovery after 5000 psi (35 MPa) load | 18% for 0.064" thick |
| Creep Relaxation Method: BSI-F125 at 6391 psi (44.1 MPa) load up to 400°C | <3% for 70 lb/ft ³ |
| Sealability Method: Mod DIN 3535 at 580 psi N ² at 32 MPa load | <1.5 ml/min for 70 lb/ft ³ |
| Temperature Use Range | -400°F to 975°F (-240°C to 525°C) |
| Resistance in #3 Oil | |
| | Thickness increase Weight change |
| Resistance in #1 Oil | |
| | Thickness increase Weight change |
| Certification | Certify to Grade |

Notes:

* Because teeth of the tanged metal interlayer may indent metals softer than 316/316L Stainless Steel, Grade GHE gaskets are not normally recommended for use with glass, bronze, aluminum or other softer metal flanges.

** Properties listed are typical and cannot be used as accept/reject specifications.

ASME Gasket Factors

- “m” Factor: 2
- “y” Stress: 2,500 psi (17.28 MPa)
- Max Gasket Unit Load: 24,000 psi (165.87 MPa)

+1 (800) 253.8003 (Toll-Free in USA) | +1 (216) 529.3777 (International)
www.neograf.com | info@neograf.com

©2020 NeoGraf Solutions, LLC (NGS). This information is based on data believed to be reliable, but NGS makes no warranties, express or implied, as to its accuracy and assumes no liability arising out of its use. The data listed falls within the normal range of product properties, but should not be used to establish specification limits or used alone as the basis of design. NGS's liability to purchasers is expressly limited to the terms and conditions of sale. eGRAF®, NeoNxGen™, SPREADERSHIELD™, HITHERM™, GRAFGUARD®, GRAFOIL®, GRAF+® and GrafHX® are registered trademarks of NeoGraf Solutions, LLC. eGRAF®, NeoNxGen™, SPREADERSHIELD™, HITHERM™, GRAFGUARD®, GRAFOIL®, GRAF+® and GrafHX® products, materials, and processes are covered by several US and foreign patents. For patent information visit www.neograf.com.